

C-100E
Strong Acid
Cation Exchange Resin

(For use in water softening applications)

Technical Data

PRODUCT DESCRIPTION

Purolite C-100E is a high purity premium grade bead form conventional gel polystyrene sulphonate cation exchange resin designed expressly for the treatment of foodstuffs, beverages, potable waters, and water used in the processing of food. Its specification is such that it will exceed the relevant EEC requirements, and the resin is in compliance with the U.S. Food & Drug

Administration Code of Federal Regulations section 21, paragraph 173.25; for use in the treatment of foods for human consumption. Its high bead integrity, excellent chemical and physical stability, and very low extractibles content play a large part in its successful employment in these areas.

Typical Physical & Chemical Characteristics	
Polymer Matrix Structure	Crosslinked Polystyrene Divinylbenzene
Physical Form and Appearance	Clear spherical beads
Whole Bead Count	90% min.
Functional Groups	R-SO ₃ ⁻
Ionic Form, as shipped	Na ⁺
Shipping Weight (approx.)	850 g/l (53 lb/ft ³)
Screen Size Range: - U.S. Standard Screen	16 - 50 mesh, wet
Particle Size Range	+1.2 mm <5%, -0.3 mm <1%
Moisture Retention, Na ⁺ form	46 - 50%
Swelling Na ⁺ → H ⁺ Ca ⁺⁺ → Na ⁺	5% max. 8% max.
Specific Gravity, moist Na ⁺ Form	1.27
Total Exchange Capacity, Na ⁺ form, wet, volumetric dry, weight	1.9 eq/l min. 4.5 eq/kg min.
Operating Temperature, Na ⁺ Form	150°C (300°F) max.
pH Range, Stability, Na ⁺ Form	0 - 14
pH Range Operating, Na ⁺ Form	6 - 10

Standard Operating Conditions (Co-current Softening of Water)				
Operation	Rate	Solution	Minutes	Amount
Service	8 - 40 BV/h 1.0 - 5.0 gpm/ft ³	Influent water	per design	per design
Backwash	Refer to Fig. 2	Influent water 5° - 30°C (40° - 80°F)	5 - 20	1.5 - 4 BV 10 - 20 gal/ft ³
Regeneration	2 - 7 BV/h 0.25 - 0.90 gpm/ft ³	8 - 20% NaCl	15 - 60	60 - 320 g/l 4 - 10 lb/ft ³
Rinse, (slow)	2 - 7 BV/h 0.25 - 0.90 gpm/ft ³	Influent water	30 approx.	2 - 4 BV 15 - 30 gal/ft ³
Rinse, (fast)	8 - 40 BV/h 1.0 - 5.0 gpm/ft ³	Influent water	30 approx.	3 - 10 BV 24 - 45 gal/ft ³
Backwash Expansion 50% to 75%				
Design Rising Space 100%				
"Gallons" refer to U.S. Gallon = 3.785 liters				

OPERATING PERFORMANCE

The operating performance of **Purolite C-100E** in the sodium cycle depends on:

- The amount and concentration of regenerant used.
- The total hardness of the water to be treated and its sodium content.
- The flowrate of the influent water through the bed.

Performance is usually assessed in terms of the residual hardness in the treated water (traditionally expressed as ppm of CaCO₃, where 1 ppm CaCO₃ corresponds to a divalent cation concentration of 0.02 meq/l). In municipal water softening, low regeneration levels and high efficiency of removal of the hardness is usually required, since acceptable water quality is usually obtained by a split-stream operation in which a fully-softened stream is blended with the raw water to give the final product. Under beverage manufacturing conditions, or in industrial use for food processing, a suitable treated water, with less than 5 ppm of hardness, can be obtained with a

level of 70-80 kg salt per cubic meter (4.5 - 5 lb/ft³) of resin. In ordinary domestic softening, residual hardness at these comparatively low levels is not usually required, and quite high flowrates are often in use with negligible effect on the operating capacity. The most efficient use of regenerant can be achieved by using high concentrations of salt, and giving adequate contact time; the subsequent displacement of the spent regenerant from the bed should also be slow, but the final removal of excess salt should be carried out at normal service flow rates.

Hardness leakage under the standard operating conditions is normally less than 1% of the total hardness of the influent water, and the operating capacities are not significantly affected unless the raw water contains more than about 25% of its exchangeable cations as sodium (or other univalent) ions.

Both the operating capacity and the average leakage of hardness during the run may be calculated for a wide range of conditions from the data given in Figs. 3 through 6.

HYDRAULIC CHARACTERISTICS

The pressure drop (headloss) across a properly classified bed of ion-exchange resin depends on the particle size distribution, bed depth, and void volume of the exchanger; and on the flowrate and viscosity (and hence on the temperature) of the influent solution. Anything affecting any of these parameters, for example the pres-

ence of particulate matter filtered out by the bed, abnormal compaction of the resin bed, or the incomplete classification of the resin will have an adverse effect, and result in an increased headloss. Typical values of pressure drop across a bed of **Purolite C-100E** are given for a range of operating flow rates in Fig. 1.

Fig. 1 PRESSURE DROP VS FLOW RATE

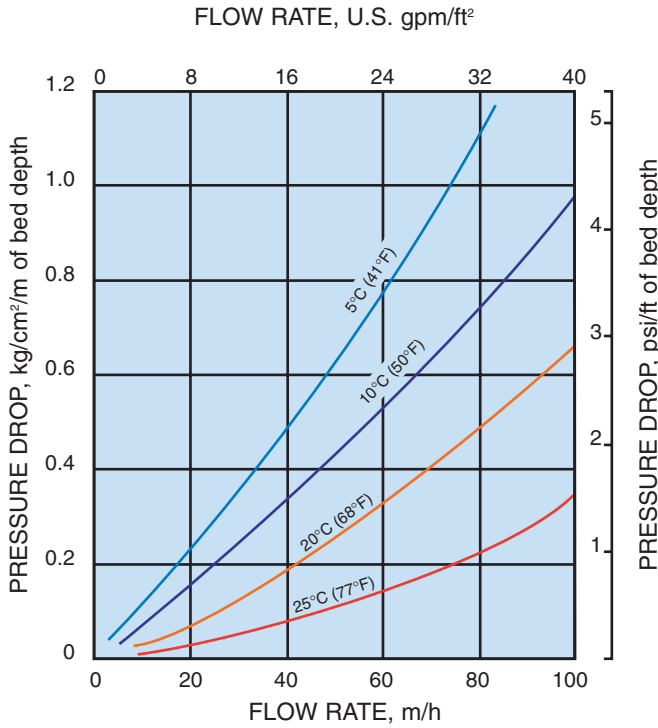
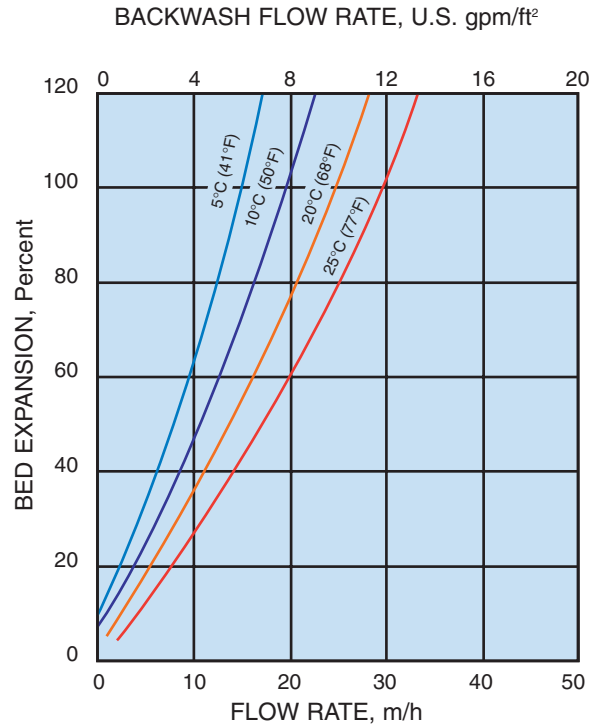


Fig. 2 BACKWASH EXPANSION



During upflow backwash, the resin bed should be expanded in volume by between 50 and 75%, in order to free it from any particulate matter from the influent solution, to clear the bed of bubbles and voids, and to reclassify the resin particles as much as possible, ensuring minimum resistance to flow. Backwash should be

commenced gradually to avoid an initial surge with consequent carryover of resin particles. Bed expansion increases with flow rate and decreases with temperature, as shown in Fig. 2, above. Care should always be taken to avoid resin loss by accidental overexpansion of the bed.

Conversion of Units	
1 m/h (cubic meters per square meter per hour)	= 0.341 gpm/ft ² = 0.409 U.S. gpm/ft ²
1 kg/cm ² /m (kilograms per square cm per meter of bed)	= 4.33 psi/ft = 1.03 atmos/m = 10 ft H ₂ O/ft

CHEMICAL AND THERMAL STABILITY

Purolite C-100E is insoluble in dilute or moderately concentrated acids, alkalies, and in all common solvents. However, exposure to significant amounts of free chlorine, "hypochlorite" ions, or other strong oxidizing agents over long periods of time will eventually break down the crosslinking. This will tend to increase the moisture retention of the resin, decreasing its mechanical strength, as well as generating small amounts of

extractable breakdown products. Like all conventional polystyrene sulphonated resins, it is thermally stable to higher than 150°C (300°F) in the alkali (for instance, sodium) or alkaline earth (calcium and magnesium) salt forms. The free acid form tends to hydrolyse in water at temperatures appreciably higher than 120°C (250°F) thereby losing capacity, as the functional groups are gradually replaced by hydroxyl groups.

OPERATING CAPACITY CALCULATION

If the regeneration level, influent water analysis, and service flowrate are known, the capacity and leakage curves may be used directly to determine the operating

capacity of the resin in the unit and the residual hardness in the treated water. A specific example of the application of these curves is given below:

INFLUENT WATER			
Cation analysis in:	ppm CaCO ₃	meq/l	gr/U.S. gal
Total hardness	400	8	23
Sodium (& univalents)	<u>100</u>	<u>2</u>	<u>5.8</u>
TDS (total dissolved solids)	500	10	28.8
TREATMENT			
Regeneration with: 160 g/l [10 lb/ft ³] of NaCl			
Service Flowrate: 25 m/h [10 U.S. gpm/ft ²]			
Leakage endpoint: 5 ppm above permanent (kinetic) leakage figure.			
CAPACITY is calculated as follows:			
Fig. 3 → Base Operating Capacity, C _B , @ 160 g/l (10 lb/ft ³) NaCl = 1.45 eq/l (31.7 kgr/ft ³)			
Fig. 4 → correction factor, C ₁ for 25 m/h & TDS 500 = 0.96			
Hence calculated Operating Capacity, C _B x C ₁ = 1.39 eq/l (30.4 kgr/ft ³).			
After applying the conventional 90% "design factor" the value of 1.25 eq/l may be quoted as a design operating capacity. This corresponds to a figure of 27.3 kgr/ft ³ (1.25 eq/l x 21.85 kgr/ft ³ per eq/l).			
LEAKAGE is calculated as follows:			
Fig. 5 → Base Leakage @ 160 g/l NaCl [or 10 lb/ft ³] = 2.3 ppm CaCO ₃			
Fig. 6 → correction factor, K ₁ , for a TDS value of 500 = 1.1			
Hence permanent (kinetic) leakage = 2.3 x 1.1 = 2.5 ppm CaCO ₃			
NOTES:			
i) The curves given are in fact based on an endpoint leakage of 5 ppm over and above the observed kinetic leakage; operating capacities will differ somewhat if a different criterion is used.			
ii) The curves given are applicable only to influent monovalent ion contents less than or equal to the hardness content; if the water to be treated is atypical in this or other parameters, please contact your local sales office for assistance.			

PUROLITE C-100E (SOFTENING)

Fig. 3 OPERATING CAPACITY, C_B

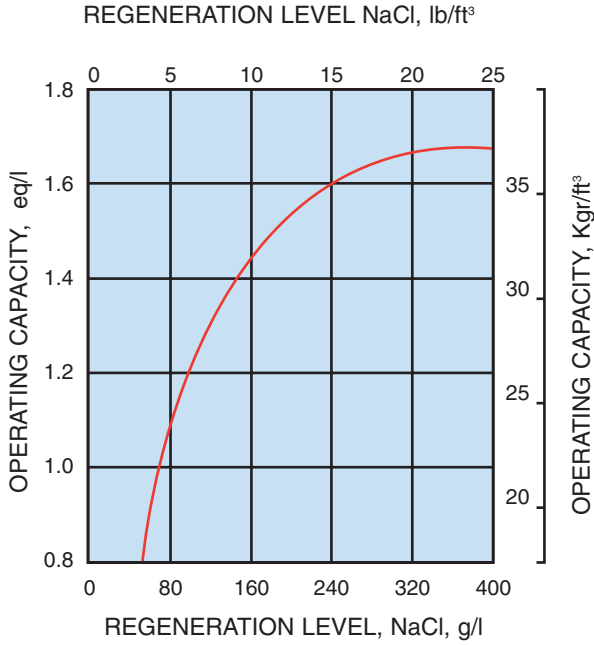


Fig. 4 EFFECT OF FLOW RATE & TDS ON OPERATING CAPACITY

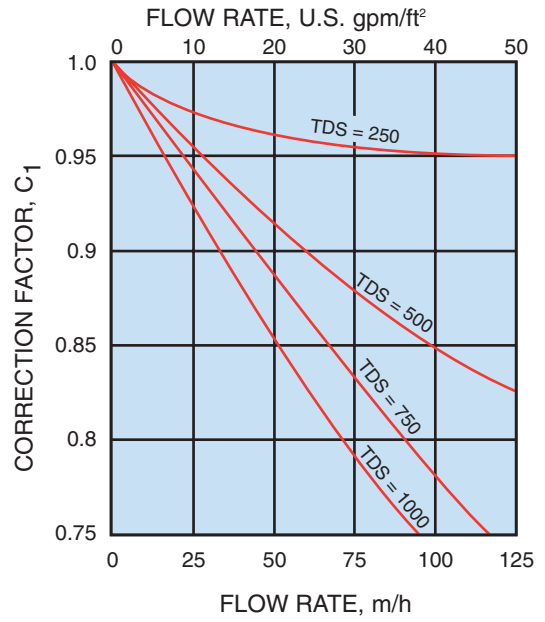


Fig. 5 HARDNESS LEAKAGE

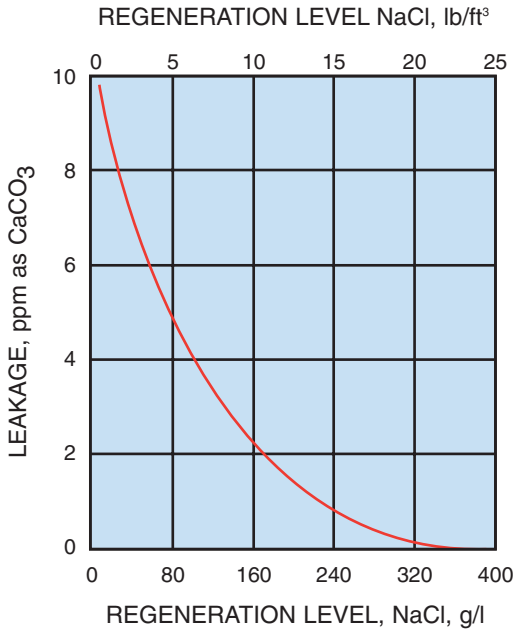
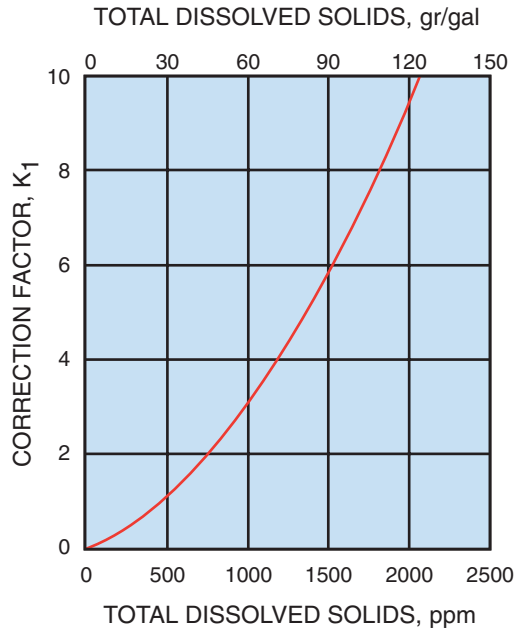


Fig. 6 CORRECTION FOR TDS



U.S.A.

The Purolite Company
150 Monument Road
Bala Cynwyd, PA 19004
Phone: (1) 610-668-9090
Toll Free: 800-343-1500
Telefax: (1) 610-668-8139
Email: sales@puroliteUSA.com

TEXAS

The Purolite Company
1700 West Loop South
Suite 740
Houston, TX 77027
Toll Free: 800-562-6488
Telefax: (1) 713-627-7890

CANADA

The Purolite Company
625 Wabanaki Drive
Unit #2
Kitchener, Ontario N2C 2G3
Toll Free: 800-461-1500
or (1) 519-896-6674
Telefax: (1) 519-896-6679

UNITED KINGDOM

Purolite International Limited
Kershaw House
Great West Road
Junction with Lampton Road
Hounslow, TW5 OBU
Sales Phone: (44) 181-570-4454
Telefax: (44) 181-572-7726

European Marketing
Phone: (44) 181-577-1222
Telefax: (44) 181-577-1136

GERMANY

Purolite Deutschland GmbH
Harkort Strasse 25
40880 Ratingen
Phone: (49) 2102-46033
Telefax: (49) 2102-443663

FRANCE

Purolite International SARL
34 Avenue Matignon
75008 Paris
Phone: (33) 1-4256-4563
Telex: 648856
Telefax: (33) 1-4563-3826

SPAIN

Purolite Iberica S.A.
Parc Tecnologic del Valles
Centre Empreses Noves Technologies
08290 Cerdanyola del Valles (Barcelona)
Phone: (34) 3-582-0266
Telefax: (34) 3-582-0268

EGYPT

Purolite International Middle East
Cairo Liaison Office
12 Obour Gardens
Fifth Floor, App. No. 55
Salah Salem Street
Nasr City, Cairo
Phone: (20) 2-4021477
Telefax: (20) 2-4021478

ITALY

Purolite International S.r.l.
Viale Coni Zugna 29
20144 Milan
Phone: (39) 02-481-8145
Telefax: (39) 02-4801-2359

ROMANIA

Purolite Romania
International Business Center Modern
B-dul Carol I No. 34-36
5th Floor
Bucharest, Sector 2
Phone: (40) 1-250-5053/5028
Telefax: (40) 1-250-5999

POLAND

Head Office
Radus Spolka z o.o.
ul Przebendowskich 33
81-543 Gdynia
Phone/Fax: (48) 58-6248118

GLIWICE

Radus Spolka z o.o.
ul Górnych Wałów 25
44-100 Gliwice
Phone: (48) 32-315-931
Telefax: (48) 32-315-931

SLASK

Radus Spolka z o.o.
ul 3 Maja 3/33
32-600 Oswiecim
Phone: (48) 33-425-603
Telefax: (48) 33-425-603

CZECH & SLOVAK REPUBLICS

Purolite International
Nad Mazankou 17
182 00 Prague 8
Phone: (420) 2-688-1086
Telefax: (420) 2-688-1086

RUSSIA

Head Office
Purolite International
10th Floor
36 Lyusinovskaya Street
Moscow
Phone: (7) 095-564-8120
Telefax: (7) 095-564-8121

ST. PETERSBURG

Purolite International Limited
12 Building A Tambovskaya St.
St. Petersburg
192007 Russian Federation
Phone: (7) 812-327-8530
Telefax: (7) 812-327-9079

KAZAKHSTAN

Purolite RH Limited
Office 205
240 Dostyk AV.
Almaty 480051
Phone: (7) 3272-641-234
Telefax: (7) 3272-641-234

SINGAPORE

Purolite International (Singapore)
PTE Limited
32-04 The Concourse
300 Beach Road, 199555
Phone: (65) 297-0889
297-1453
Telefax: (65) 297-1986

CHINA

Head office
Purolite (China) Company, Ltd.
Chengguan Town
Deqing County
Zhejiang Province 313200
Phone: (86) 572-842-2908
Telefax: (86) 572-842-3954

TAIWAN

Purolite International
16F-2, No. 191
Fu-hsing N. Road, Taipei
Phone: (886) 2-546-7078
Telefax: (886) 2-546-7069

MEXICO

Purolite International, S.A. De C.V.
World Trade Center
Montecito 38, Piso 33, Oficina-19
Mexico D.F. 03810
Phone: (52) 5-488-0904
Telefax: (52) 5-488-0906

UKRAINE

Purolite International Limited
2 Korolenko Street.
Dnepropetrovsk 320070
Phone: (38) 0562-320-065
0562-320-066
Telefax: (38) 0562-320-067

KOREA

Purolite International (Korea) LLC
Dae Yeon Bldg., Suite 403
943-30 Daechi-dong
Kangnam-gu, Seoul
Phone: (82) 2-3453-7062/7063
Telefax: (82) 2-3453-7064